



CASS BUSINESS SCHOOL

EXCHANGE REPORT FALL 2018

HSUEH MING TE

BBA in Finance, Year 3

Monthly Activity Log


September

My first stop was Amsterdam, followed by Berlin and Brussels. There are lots of places you can find windmills in the Netherlands, one of them is called Zaanse Schans. I travelled to London in mid-Sept, right before the orientation week. School started on 24th Sept, which is one week earlier than most of the other universities in the UK. After arriving at London, I have been exploring around the city and found some decent restaurants. Most of them were around Tottenham Court Road and Chinatown.



October

Officially started my semester and tried to prepare for some of the presentations in advance. Been to places like Westminster, Hyde Park, Tate Modern, Tower Bridge, etc. I also paid another visit to Amsterdam, and travelled to a town called Giethoorn, which is my favourite place in the Netherlands. During weekend, I went to Seven Sisters Cliffs, you could go there from Sussex or Brighton, and I chose the route from Brighton. In late October, I had a trip with my exchange buddies to Stockholm and Copenhagen.




November

My November started with a trip to Edinburgh, you could find a farm called Bobcat Alpacas. You could join a tour there, at a price of 20 pounds per alpaca, then you would be dragging the alpaca for a 2-hours walk. Tiring, but fun. Then I went on another trip to Prague, Austria, and Budapest. There is actually a lake in Germany called Königssee, and people usually get there from Salzburg instead of Munich. There was a hiking path in Königssee, a bit dangerous, but the view after reaching the ice cave made my effort worthwhile. After all the trips, it's time to work on some coursework.




December

The semester actually ends on December 10, including all the exams but excluding all the alternative assessments, which is pretty early. Went on trip to South France and had to goodbye to my friends at Cass. However, this is NOT the end of my journey as spring semester at HKUST usually would not start until late January or even February, so I spent the Christmas period at Venice, Rome, and Paris.



January

Worked on the last piece of alternative assessment. And for the very last trips, I went to Oslo and Athens.



General Exchange Information

Visa Procedures

If you are holding HKSAR passport, basically you do not need any visa if you are studying for less than 6 months. However, City University would still ask you to apply for visa. It is up to you. Remember to bring your offer letter with you whenever you go on a trip outside of the United Kingdom as the immigration officer would ask for it sometimes.

Orientation Activities

The orientation week would be held in mid-September. Cass Business School and other City students have separate orientation activities. They got some talks, boat parties, freshers' fair, and you may join some clubs, societies, or even sports teams.

International Services & Activities

If you encounter any problems, just go to the exchange officer or coordinator and they will sort it very quickly.

Accommodation

All of the exchange students from HKUST are lucky enough to be offered a place at Liberty Hall. It is an en-suite room that you can have our own bathroom. It is just 5 minutes from City University, and 10 minutes from the Angel Underground Station, which is super convenient. However, it is quite expensive that the hall fee was 3653 pounds for approximately 3 months. If you are not offered a place at Liberty Hall or choose not to live in Liberty Hall, you have to rent a place on your own.

Course Registration

You will be given a list of courses after you hand in your exchange application and will not receive an update until late August. However, you just need to fill out a form and email the exchange officer, then everything is settled.

Teaching & Assessment Methods

It's just like HKUST, you got lectures and tutorials. They don't have midterms, but they do have courseworks and alternative assessments. The assessments will very likely be a take-home exam, or take-home essay questions, depending on the course you take. Courses I have taken:

BS3200 International Financial Management, equivalent to FINA 4403 International Finance (consists of presentations and a simple case write-up, it is the easiest one)

FR2106 Introduction to Real Estate Investment, equivalent to FINA 4000-LEVEL electives (very long essay questions, need to read lots of report and do some referencing)

FR3100 Fixed Income Portfolio Management, equivalent to FINA 4303 Fixed Income Securities (group project and take home exam with lots of computations, have to spare some effort to catch up with the content before working on it)

LA2018 Historic London, equivalent to humanities elective at HKUST (just walk around London, do a presentation, and do an exam with 2 short essay questions, but still have to remember some historic facts about London)

**** DO NOT TAKE BOTH HISTORIC LONDON AND PERFORMING ARTS AS THEY HAVE EXAMS ON THE SAME DAY AND YOU WILL BE COMPLETELY MIND-BLOWN****

MS3102 Virtual Organizations, equivalent to MGMT 3000 LEVEL elective (essays again, but the content is like common cores offered by the IS department, quite easy)

Sports and Recreational Facilities

Not a sporty person, but if you wish you could go to CitySports, operated by City University. The membership fee is 26.5 pounds per month and you could go to fitness classes.

Finance & Banking

Since I was in London just for a short course, they don't usually let you open a student account there. Therefore, I brought 2000 pounds and 1000 euros in cash, with a Visa card (with contactless payment) and a bank card. Try not to use American Express or UnionPay as they do not accept these payment methods most of the time. You should expect at least 100k HKD for the whole exchange journey as London is relatively expensive.

Social Clubs & Networking Opportunities

Since the clubs and societies often require a member fee of 5 pounds or something, if you are planning to travel a lot, you can choose not to join any of them.

Health & Safety

You could see the nurse advisor at the student health service available on campus, they should give you further instructions if you are very unwell.

Food

You can enjoy different kinds of cuisine in London. The average cost of dining out should be around 15-20 pounds per meal. If you wish to save money, cooking at the dormitory is also a good option. Apart from the normal supermarkets, you may go to Korean or Chinese supermarkets for Asian food or sauces.

Transportation

Transport in London is generally expensive, 1.5 pounds per journey for bus and 2.4 pounds per journey for tube. Remember to sign up for **16-25 railcard, student oyster, and link them up together** at a tube station to enjoy student discounts during off-peak periods. Although the railcard costs you 30 pounds at first, it would be very worthwhile after a few journeys within the whole UK or journeys to different airports.

Climate

It is not so cold in London. Since I didn't plan to visit the coldest Nordic countries, I just brought 2 jackets, including one down jacket. Remember to bring an umbrella with you as it's often rainy in London, however, British people don't really use them.

Communication

Most of the people might recommend you 3 UK, but it is a disaster, especially if you are travelling around Europe. I used that SIM card for 2 weeks and it was such a frustration that I could only receive GPRS most of the time in Berlin. One of my friend using 3 UK could not have access to the internet even in London Chinatown. As a result, I switched to Vodafone UK with a plan called VOXI, a plan for youngsters under 30. 10 pounds per month, 6 GB (excluding all social media applications such as WhatsApp, Facebook, Instagram and Snapchat), and was so smooth in Europe.

Cautionary Measures

PLEASE TAKE GOOD CARE OF YOUR ELECTRONIC DEVICES, if your computer or phone is broken, it would be a lot more expensive for you to buy a new one **AS THE PRICES WOULD BE A LOT HIGHER AND YOU HAVE TO PAY TAXES.**

TRY TO REACH THE AIRPORT AT LEAST ONE HOUR BEFORE YOUR FLIGHT EVEN IF YOU HAVE DONE THE CHECK-IN PROCEDURES ONLINE. For some of the airlines, especially the cheap ones including easyJet, Ryanair, etc. **GATES MIGHT CLOSE EARLIER THAN IT SHOULD BE. SECURITY CONTROLS AT AIRPORTS COULD BE TIME-**

CONSUMING. (STANSTED AIRPORT IS REALLY A DISASTER) You might miss your flight if you are not early enough.

CHECK THE LUGGAGE ALLOWANCE BEFORE YOU PURCHASE ANY FLIGHT TICKETS. Some airlines **WON'T ACCEPT SMALL SUITCASES AS CABIN LUGGAGE** as they often **EXCEED THE ALLOWED SIZE OF HAND LUGGAGE, ESPECIALLY RYANAIR**, you will be asked to check-in your luggage and pay an extra charge, which is **EXTREMELY TROUBLESOME.**

Be aware of pickpockets and **try not to use your mobile phone on the street**, as you might be robbed by somebody on bike or motorcycle.

Checklist:

1. Offer letter from City University
2. Medicine
3. Universal adapters
4. Passport
5. Clothes (including jackets, scarf, and gloves)
6. Umbrella
7. Cash
8. Bank card and credit cards (Visa or MasterCard)

Useful Links & Contacts

Cass Study Abroad:

study-abroad@city.ac.uk

Cass UG Incoming:

cass-ug-incoming@city.ac.uk

Course list for exchange students:

<https://www.city.ac.uk/international/exchange-and-study-abroad/study-abroad-programme/business,-finance-and-management>

<https://www.city.ac.uk/international/exchange-and-study-abroad/study-abroad-programme/actuarial-science>

Timetable planner:

<https://sws.city.ac.uk/tt1819/default.aspx>

16-25 Railcard:

<https://www.16-25railcard.co.uk/>

Student Oyster card:

<https://tfl.gov.uk/fares/free-and-discounted-travel/18-plus-student-oyster-photocard>